




## General Purpose Strain Gages - Linear Pattern

| GAGE PATTERN DATA  |   |              |   |  |   |
|--|---|--------------|---|--|---|
|  <p style="text-align: center;"> <br/>           actual size         </p> |   |              | <b>GAGE DESIGNATION</b><br>See Note 1                 | <b>RESISTANCE (OHMS)</b><br>120 ± 0.3% | <b>OPTIONS AVAILABLE</b>  |
|  |   |              | CEA-XX-015UW-120                                      |  |   |
| <b>DESCRIPTION</b><br>Micro-miniature pattern. Exposed solder tab area is 0.06 x 0.04 [1.5 x 1.0 mm]. See also 015CK pattern.  |   |              |   |  | <br><b>RoHS COMPLIANT</b> |
| <b>GAGE DIMENSIONS</b>   |   |              | Legend: ES = Each Section<br>S = Section (S1 = Sec 1) | CP = Complete Pattern<br>M = Matrix    | <input type="checkbox"/> inch<br><input checked="" type="checkbox"/> millimeter                               |
| Gage Length  | Overall Length                          | Grid Width   | Overall Width   | Matrix Length                          | Matrix Width  |
| 0.015  | 0.140                                   | 0.020        | 0.105   | 0.24                                   | 0.18  |
| 0.38   | 3.56                                    | 0.51         | 2.67  | 6.1                                    | 4.6   |
| GAGE SERIES DATA   |   |              |   |  |   |
| See Gage Series data sheet for complete specifications.  |   |              |   |  |   |
| Series   | Description                             | Strain Range | Temperature Range                                     |  |   |
| CEA  | Universal general-purpose strain gages. | ±3%          | -100° to +350°F [-75° to +175°C]                      |  |   |

**Note 1:** Insert desired S-T-C number in spaces marked XX.

## Disclaimer

All product specifications and data are subject to change without notice.

Vishay Precision Group, Inc., its affiliates, agents, and employees, and all persons acting on its or their behalf (collectively, "Vishay Precision Group"), disclaim any and all liability for any errors, inaccuracies or incompleteness contained herein or in any other disclosure relating to any product.

Vishay Precision Group disclaims any and all liability arising out of the use or application of any product described herein or of any information provided herein to the maximum extent permitted by law. The product specifications do not expand or otherwise modify Vishay Precision Group's terms and conditions of purchase, including but not limited to the warranty expressed therein, which apply to these products.

No license, express or implied, by estoppel or otherwise, to any intellectual property rights is granted by this document or by any conduct of Vishay Precision Group.

The products shown herein are not designed for use in medical, life-saving, or life-sustaining applications unless otherwise expressly indicated. Customers using or selling Vishay Precision Group products not expressly indicated for use in such applications do so entirely at their own risk and agree to fully indemnify Vishay Precision Group for any damages arising or resulting from such use or sale. Please contact authorized Vishay Precision Group personnel to obtain written terms and conditions regarding products designed for such applications.

Product names and markings noted herein may be trademarks of their respective owners.